

# PFEIFER BS Hooks

Item-No. 05.055



**PFEIFER**

**BS System**  
**Lifting devices**

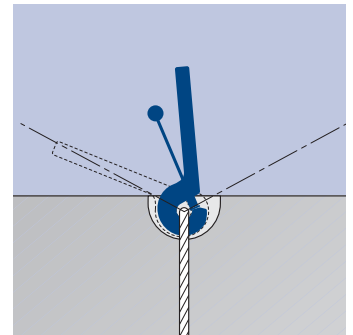
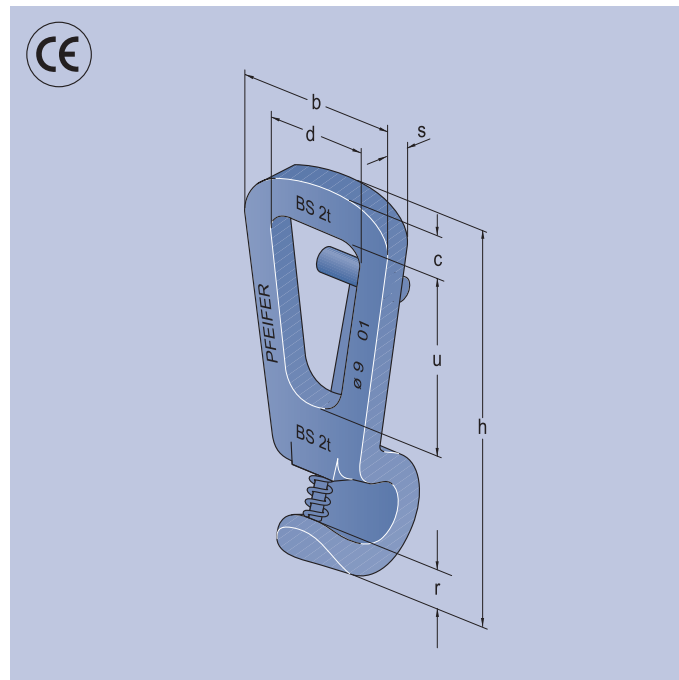
The PFEIFER BS hook represents the load lifting device in the BS anchor system.

It is only by using the PFEIFER BS hook that deeply recessed BS anchors can be attached. The favourable shape of the mouth of the hook as it relates to the wire rope means that force is transferred safely to the wire rope of the BS anchor. Which means that it is wise to use the BS hook when the BS anchor has been cast in recessed and projecting as

well. A spring loaded locking pin prevents the BS hook accidentally releasing the BS anchor.

**Safety from colour coding:**  
**In order to make it easy to differentiate between the different BS hooks, the individual maximum working loads are painted in different colours. The BS anchors have identification tags with the same colour coding to make allocating them easier.**

Material:  
Hardened and tempered cast steel, colour coded paint



Ref. No.	Type	MWL t	Colour coding	Dimensions mm							Weight approx. kg/piece
				b	c	d	h	r	s	u	
05.055.020	BS	2	White green	74	22	42	155	15	12	65	0,90
05.055.040	BS	4	Emerald green	90	30	50	200	20	15	80	1,80
05.055.063	BS	6,3	Light blue	120	37	65	260	25	20	110	3,20
05.055.100	BS	10	Burgundy violet	140	45	80	320	32	25	145	6,40
05.055.160	BS	16	Blue lilac	190	60	100	370	37	30	160	11,00
05.055.250	BS	25	Light brown	240	82	140	470	53	35	193	23,00

Sample order for 20 PFEIFER BS hooks with 10 t maximum working load:  
20 PFEIFER BS hooks ref. no. 05.055.100

MWL: Maximum working load

# Instructions for using PFEIFER BS Hooks



**Please note:**

Here you will find only item-specific information. In addition you should consult the "General Technical Introduction to the PFEIFER Lifting Anchor Systems"

The PFEIFER BS hook is a component of the PFEIFER BS anchor system, is GS tested and complies with the "Safety regulations for transport anchors and systems for prefabricated concrete parts".

## 1. Lifting devices in the PFEIFER BS Anchor system

The lifting device for the BS anchor system/recessed installation is exclusively the BS Hook, specially designed for this purpose.

Because of the special shape of the hook mouth, with large curve radii, which carefully match of the wire rope, all damage to the wire rope can be avoided. For this reason, the BS hook is also recommended for use with BS anchors where they are installed projecting.

PFEIFER BS Anchors and PFEIFER BS hooks are designed in terms of both materials and dimension tolerances in such a way that the safety can only be guaranteed if original parts are used. We advise expressly against the use of the unauthorised combination of our items with those made by other manufacturers.

## 2. Wear and Tear

The complete BS hook is made from special quality steel which is resistant to abrasion. The extremely wide bearing surface of the hook mouth means that abrasion is kept to a minimum in this area, even when it is subject to frequent use.

Wear and tear to the hook mouth must not amount to more than 5% of the dimension r (Figure 1 and Table 1). If this is exceeded, the hook must be replaced.

BS hooks are to be checked for deformations, cracks and wear and tear as necessary, or at least once a year. Measuring can be effected by making use of the accuracy of callipers.

No authorisation can be given for welding anything on to hooks, e. g. to repair wear and tear.

**Table 1 – Wear and tear on heavy duty hooks**

Maximum working load t	r mm	r min mm
2	14,7	14,00
4	20,0	19,00
6,3	25,0	23,75
10	32,0	30,50
16	37,0	35,50
25	53,0	51,00

## 3. Operating Information

When the hook is used with BS anchors installed recessed, then an shear pull of up to an angle of inclination of 30° perpendicular to the plain of the BS anchor (Figure 2) and up to 15° parallel to the plain of the anchors (Figure 3) is possible. These values must not be exceeded.

The restrictions must be observed when using the BS anchors in a shear pull. Sharp edges at the end of the area where the BS anchor wire rope bears on the BS hook can be smoothed off by fine filing. Where this is undertaken, there must be no noticeable loss of profile.

The locking pin must be kept running smoothly. Operation of the BS hook without the locking pin or with a locking pin with sticks because it is dirty is not allowed.

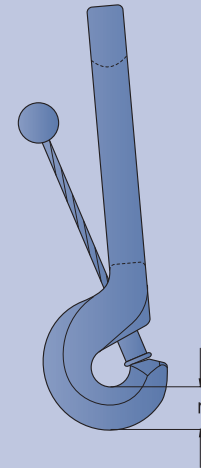
The BS hook must never be used in such a way that it bends as a result of tilting or lying the hook over one edge or an overhang.

## 4. Identification

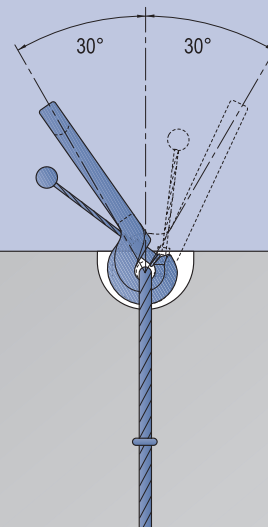
The BS hook load lifting device is identified by a raised inscription:

<b>Manufacturer</b>	<b>PFEIFER</b>
<b>Type</b>	<b>BS</b>
<b>Maximum working load</b>	<b>e.g. 4 t</b>
<b>Wire rope diameter</b>	<b>e.g. Ø 9</b>
<b>Year of manufacture</b>	<b>e.g. 1992</b>
<b>Fabrication number</b>	<b>The rope diameter is valid as fabrication number, e.g. Ø 9.0</b>

**Figure 1**



**Figure 2**



**Figure 3**

